

TRAY™ - SUSPENDED



Project Name:	Fixture Type:
Fixture Code:	Quantities:

A. LUMINAIRE

AF1 12" x 25", Direct, 848 lms	AF2 12" x 45", Direct, 2157 lms	AF3 12" x 94", Direct, 5325 lms	AF4 20" x 30", Direct, 4810 lms
AF5 20" SQ, Direct, 2389 lms	AF6 30" SQ, Direct, 9557 lms	AF11 12" x 25", Direct/Indirect, 1692 lms	AF12 12" x 45", Direct/Indirect, 4259 lms
AF13 12" x 94", Direct/Indirect, 10099 lms	AF14 20" x 30", Direct/Indirect, 9609 lms	AF15 20" SQ, Direct/Indirect, 4758 lms	AF16 30" SQ, Direct/Indirect, 19033 lms

B. CCT (DIRECT)

J2 3000K (min 80 CRI)	J3 3500K (min 80 CRI)	J4 4000K (min 80 CRI)
-----------------------	-----------------------	-----------------------

C. CCT (INDIRECT)

K0 Indirect CCT not required	K2 3000K (min 80 CRI)	K3 3500K (min 80 CRI)	K4 4000K (min 80 CRI)
------------------------------	-----------------------	-----------------------	-----------------------

D. UPLIGHT DIFFUSER

U0 Uplight diffuser not required	U1 Clear diffuser	U2 Opal diffuser
----------------------------------	-------------------	------------------

E. DIMMING

D1 0-10V Dimming (1.0%)	D2 0-10V Dimming (0.1%)	D3 347V, 0-10V Dimming (1.0%)	D4 DALI Dimming (0.1%)
D5 DALI Dimming (1.0%)	D6 DSI (EU only)	D7 switchDim (EU only)	DA45 PoE

D6 & D7 dimming not available in North America.
DA45 must be used with EV only.

F. FINISH - FRONT FRAME

G1 White	G02 Black Metallic - Textured	G20 Silver Metallic - Textured	G25 Gold Metallic - Textured
G44 Midnight Blue Metallic - Textured	G45 Copper Metallic	G46 Charcoal Metallic - Textured	G47 Bronze Metallic - Textured
G52 Champagne Metallic	G53 Red Metallic - Textured		

G. FINISH - BACK FRAME

H1 White	H02 Black Metallic - Textured	H20 Silver Metallic - Textured	H25 Gold Metallic - Textured
H44 Midnight Blue Metallic - Textured	H45 Copper Metallic	H46 Charcoal Metallic - Textured	H47 Bronze Metallic - Textured
H52 Champagne Metallic	H53 Red Metallic - Textured		

H. LUMEN OUTPUT (DIRECT)

L0 100% of standard output	L1 Lumen & wattage reduction to approximately 75% of standard output	L2 Lumen & wattage reduction to approximately 50% of standard output
----------------------------	--	--

AF1 and AF11 not available with L1 or L2

I. LUMEN OUTPUT (INDIRECT)

CF0 100% of standard output	CF1 Lumen & wattage reduction to approximately 75% of standard output	CF2 Lumen & wattage reduction to approximately 50% of standard output	CF3 Indirect lumen output not required
-----------------------------	---	---	--

AF11 not available with CF1 or CF2

TRAY™ - SUSPENDED

J. EMERGENCY

- E0 Emergency system not required
- E2 Emergency system - Remote

K. SWITCHING

- W0 Single circuit
- W1 Separate switching (two power cables supplied)

L. OPTIONAL LOW VOLTAGE

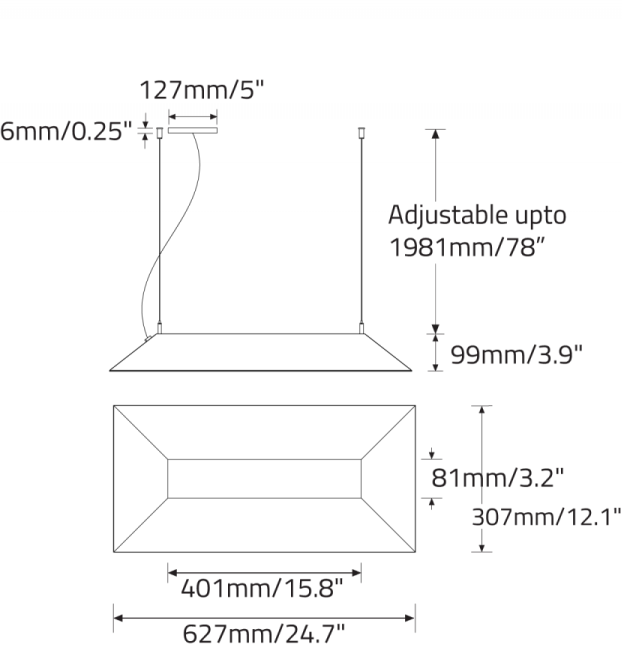
- EV Low Voltage

To be used with DA45 only.

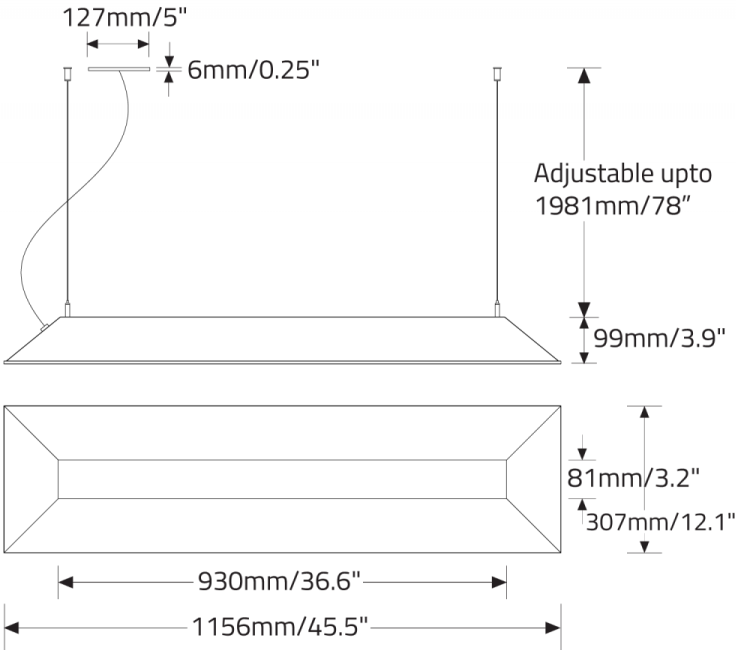
TRAY™ - SUSPENDED

DIMENSIONAL DIAGRAMS

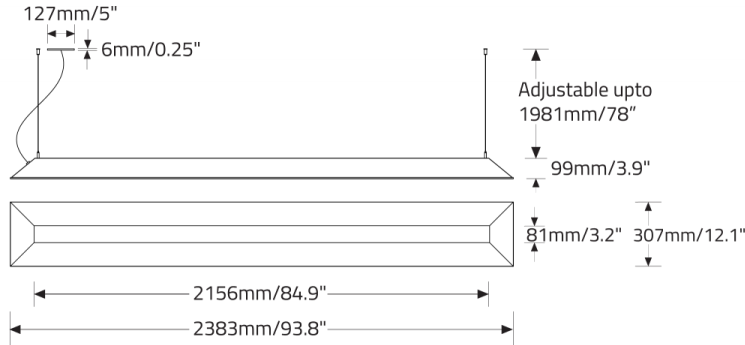
AF1/AF11



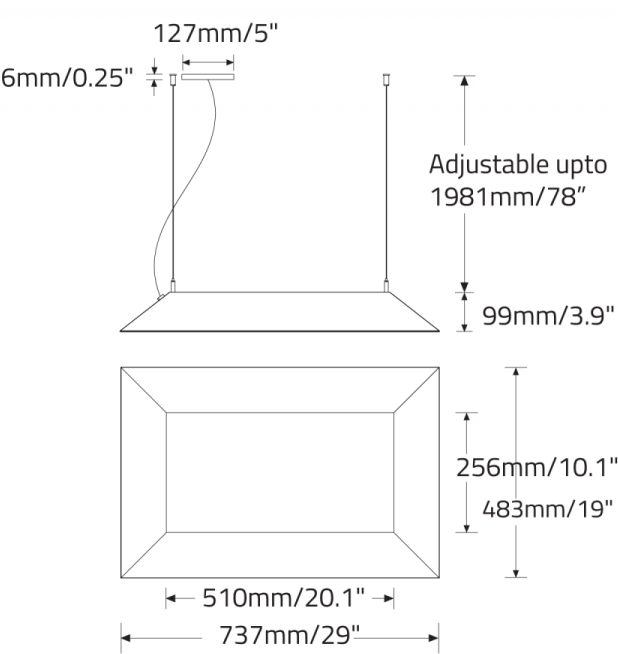
AF2/AF12



AF3/AF13

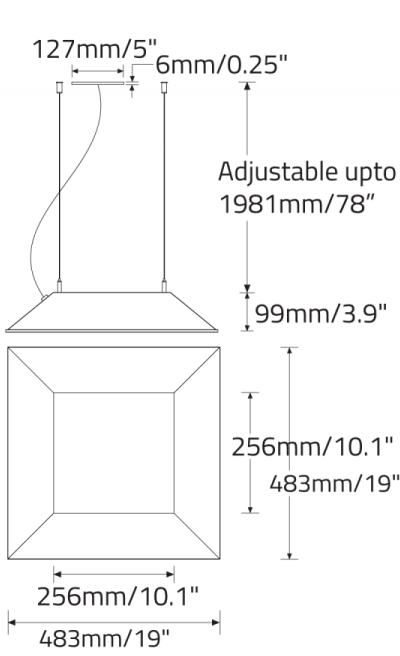


AF4/AF14



TRAY™ - SUSPENDED

AF5/AF15



AF6/AF16

