

BUBBLE™ - 600/1000/1800



Project Name:	Fixture Type:
Fixture Code:	Quantities:

A. LUMINAIRE

AL1 AL1	AL2 AL2	AL3 AL3
---------	---------	---------

B. CCT

J2 3000K (min 80 CRI)	J3 3500K (min 80 CRI)	J4 4000K (min 80 CRI)
-----------------------	-----------------------	-----------------------

C. INTEGRAL LED POWER SUPPLY

CA0 Canopy with driver not required	CA1 Canopy with driver for Bubble 600	CA2 Canopy with driver for Bubble 1000	CA3 Canopy with driver for Bubble 1800
-------------------------------------	---------------------------------------	--	--

- 1. Bubble LED integral power supply in canopy.
- 2. Canopy included.
- 3. Only select if you do **not** want a **remote** power supply.

D. REMOTE LED POWER SUPPLY

X0 Remote power supply not required	X1 Remote power supply for Bubble 600	X2 Remote power supply for Bubble 1000	X3 Remote power supply for Bubble 1800
-------------------------------------	---------------------------------------	--	--

- 1. Canopy NOT included
- 2. Select mounting canopy from Canopies for Remote Power Supply below as a separate line item.
- 3. Max distance from driver to remote box is 50ft.
- 4. Only select if you do NOT want integral power supply.

E. CANOPY FOR REMOTE LED POWER SUPPLY

Y0 Canopy for remote LED power supply not required	Y1 Canopy for load bearing ceilings (max 70lbs) for Bubbles 600 & 1000	Y2 Canopy for load bearing ceilings (max 220lbs) for Bubble 1800	Y3 Canopy for false ceilings (cables are anchored to the load bearing ceiling)
--	--	--	--

- 1. Select only when choosing **Remote** LED power supply

F. LUMEN OUTPUT

L0 100% of standard output	L1 Lumen & wattage reduction to approximately 75% of standard output	L2 Lumen & wattage reduction to approximately 50% of standard output
----------------------------	--	--

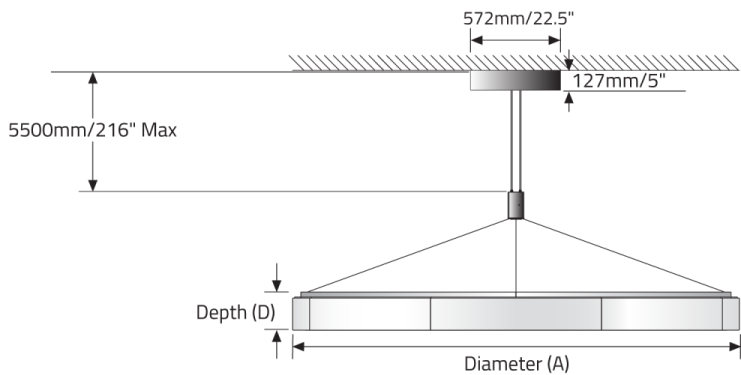
Custom reduction percentages available upon request.

G. SURFACE MOUNTING KITS

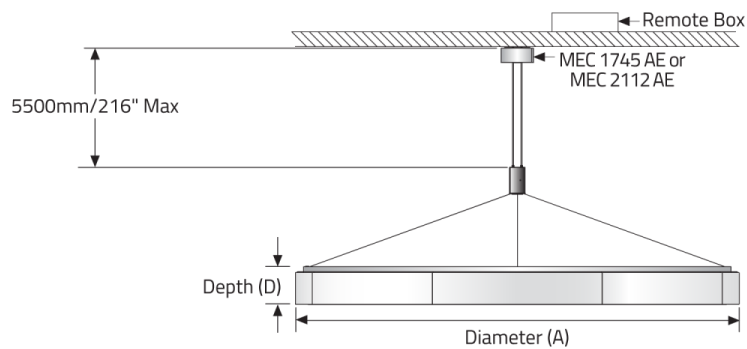
BC0 Surface mounting kit not required	BC1 Surface mounting kit for Bubble 600	BC2 Surface mounting kit for Bubble 1000	BC3 Surface mounting kit for Bubble 1800
---------------------------------------	---	--	--

- 1. For use with luminaires with **remote** power supply only.
- 2. **Must be ordered with Y3 canopy.**

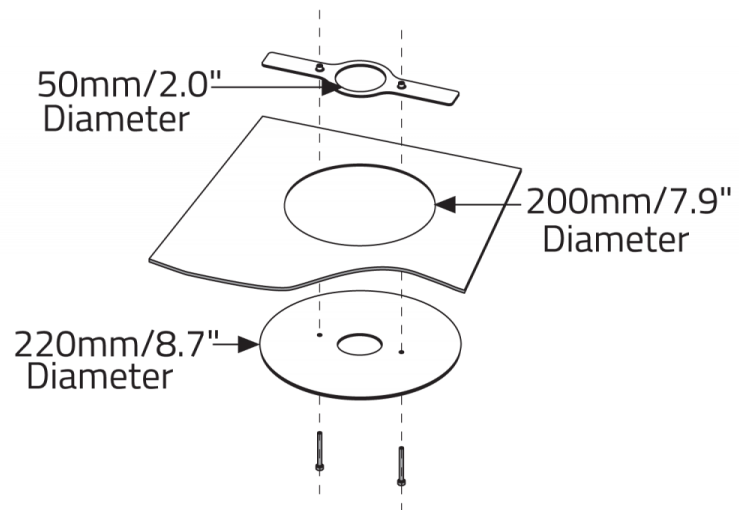
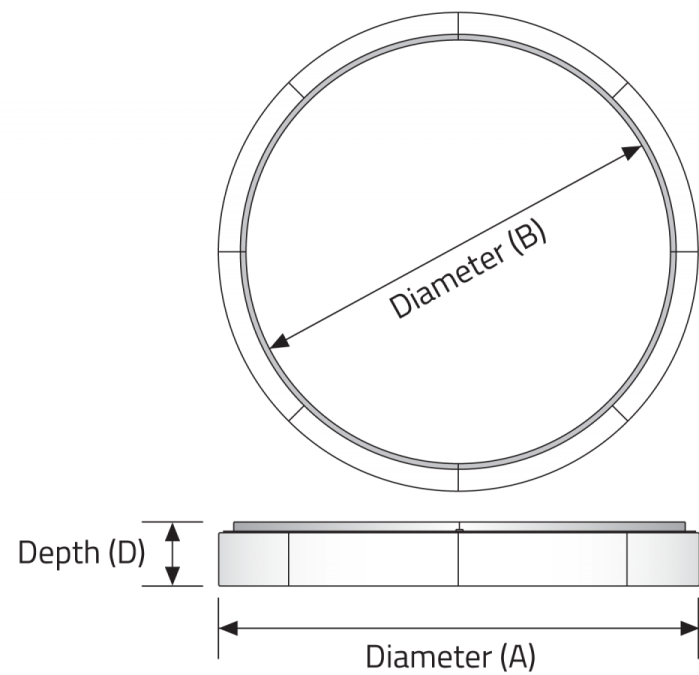
DIMENSIONAL DIAGRAMS




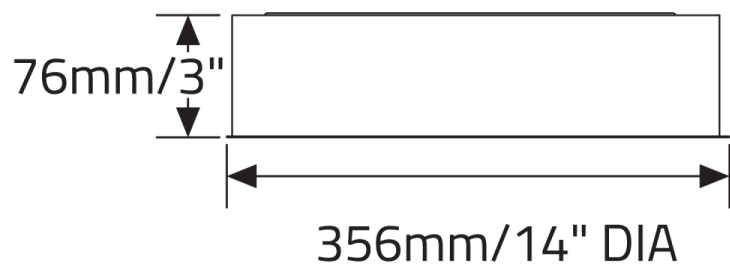
**Adjustable Pendant
with Integral Power Supply**



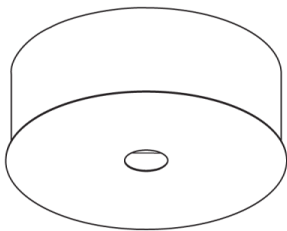
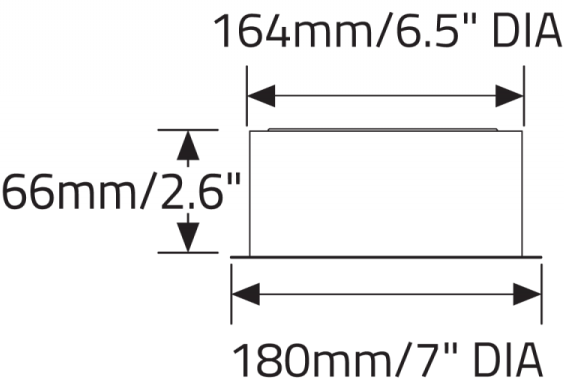
**Adjustable Pendant
with Remote Power Supply**



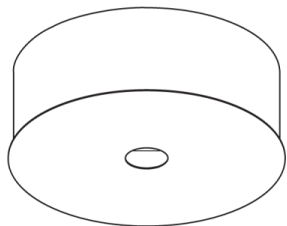
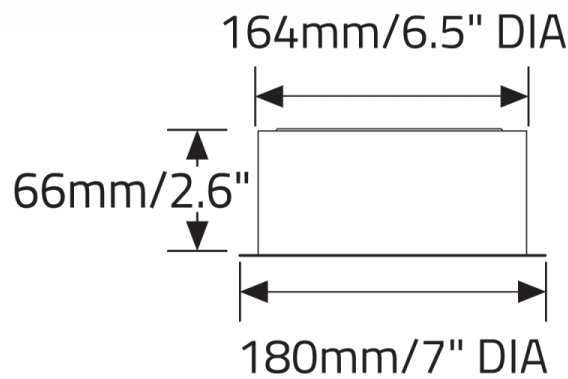
MEC1823AE



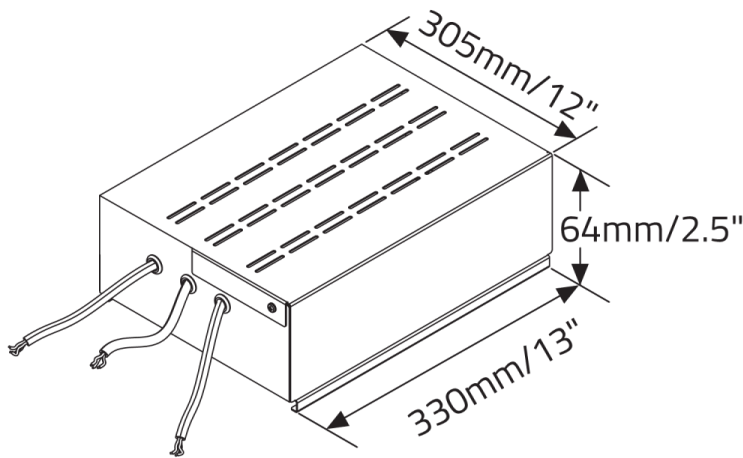
BCLED6/IN
BCLED10/IN
BCLED18/IN



MEC1745AE



MEC2112AE



BCLED6/R
BCLED10/R
BCLED18/R

BUBBLE™ - 600/1000/1800

