

BUBBLE RGB™ - 600/1000/1800



Project Name:	Fixture Type:
Fixture Code:	Quantities:

A. LUMINAIRE

- AM1 AM1
- AM2 AM2
- AM3 AM3

B. INTEGRAL POWER SUPPLY

- BD0 Canopy with power supply and DMX interface not required
- BD1 Canopy with power supply and DMX interface for Bubble 600
- BD2 Canopy with power supply and DMX interface for Bubble 1000
- BD3 Canopy with power supply and DMX interface for Bubble 1800

C. REMOTE POWER SUPPLY

- BE0 Remote power supply with DMX interface not required
- BE1 Remote power supply with DMX interface for Bubble 600
- BE2 Remote power supply with DMX interface for Bubble 1000
- BE3 Remote power supply with DMX interface for Bubble 1800

D. CANOPY - REMOTE POWER SUPPLY

- Y0 Canopy for load bearing ceilings not required
- Y1 Canopy for load bearing ceilings (max 70lbs for Bubble 600 & 1000
- Y2 Canopy for load bearing ceilings (max 220lbs for Bubble 1800
- Y3 Canopy for false ceilings or similar (cables anchored to load bearing ceiling)

For luminaires with remote power supply only.

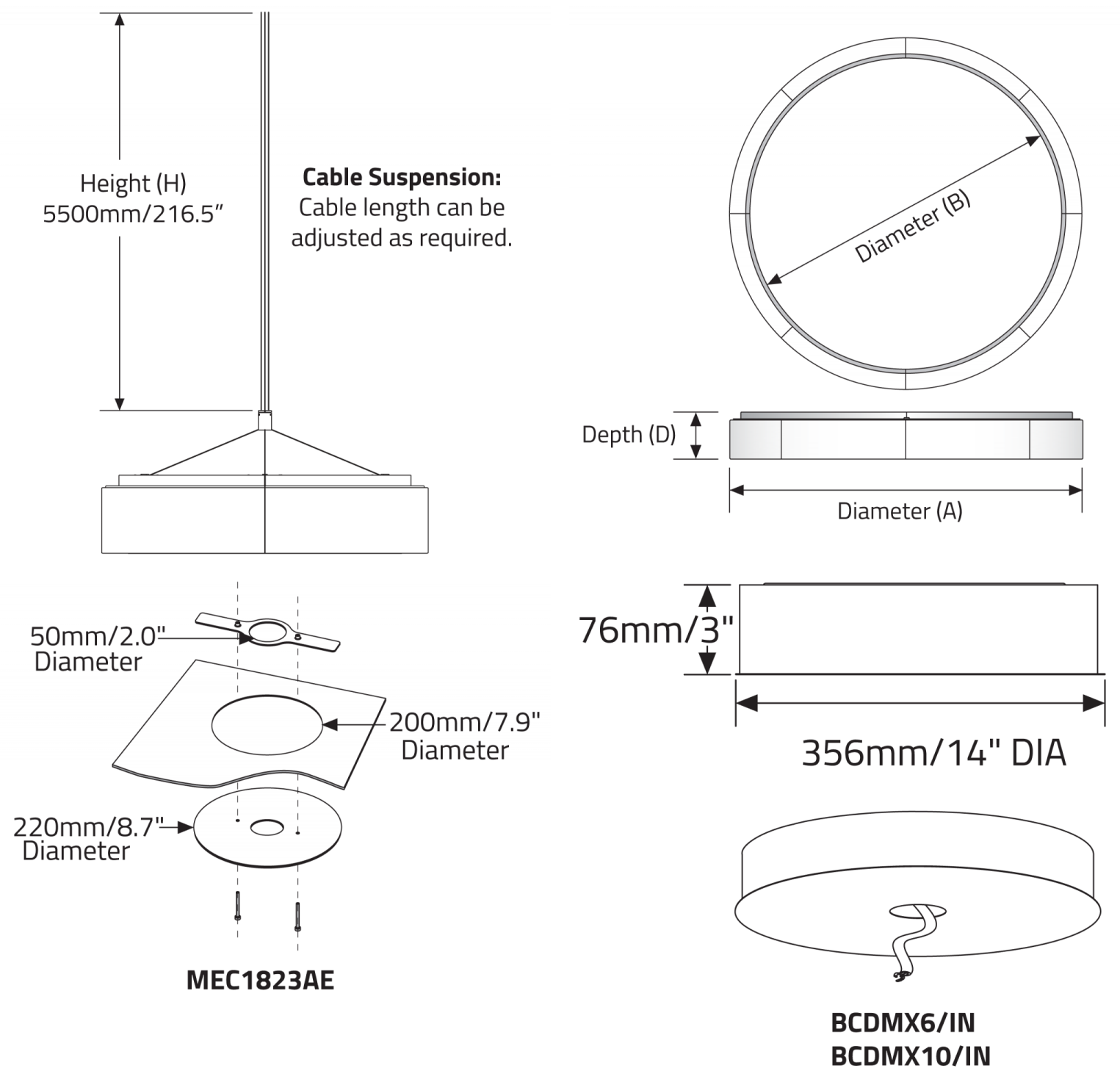
E. SURFACE MOUNTING KITS

- BC0 Surface mounting kit not required
- BC1 Surface mounting kit for Bubble 600
- BC2 Surface mounting kit for Bubble 1000
- BC3 Surface mounting kit for Bubble 1800

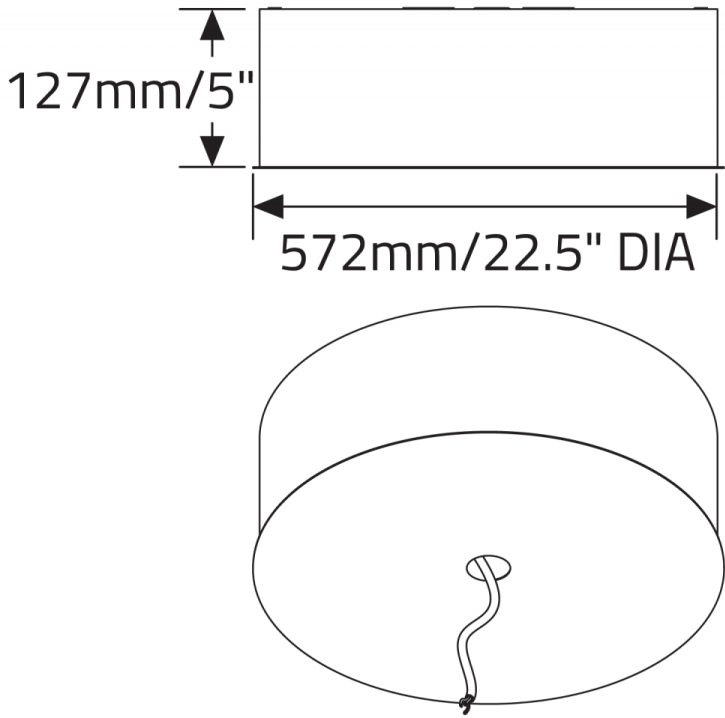
For use with luminaires with **remote** power supply only. **Must be ordered with Y3 canopy.**

BUBBLE RGB™ - 600/1000/1800

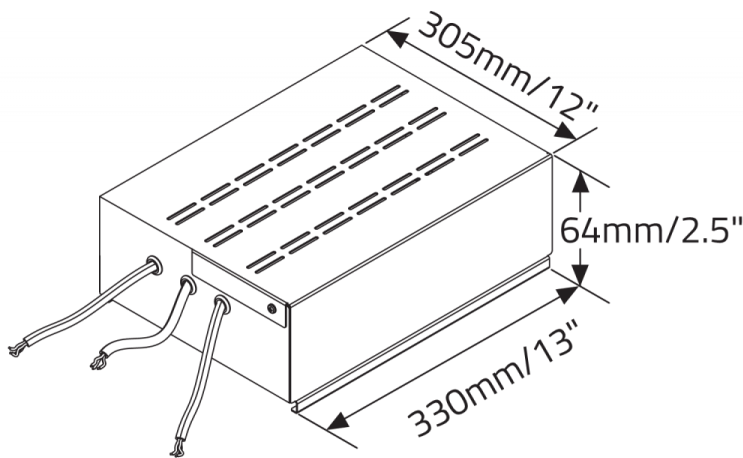
DIMENSIONAL DIAGRAMS



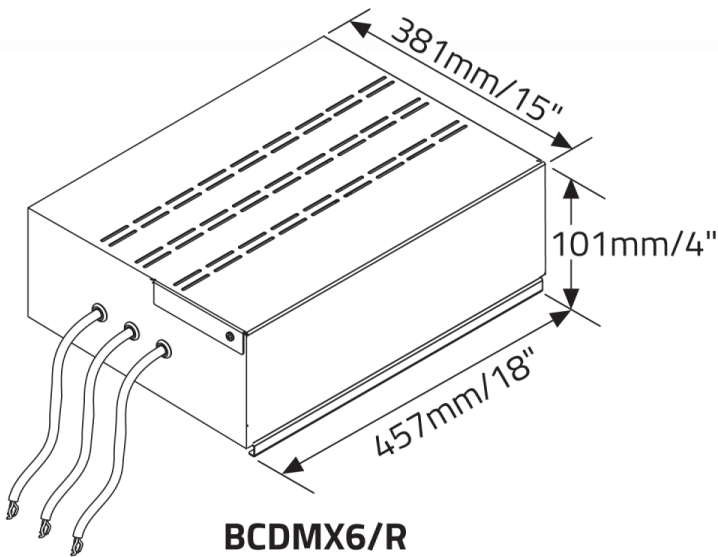
BUBBLE RGB™ - 600/1000/1800



BCDMX18/IN



BCDMX18/R



BCDMX6/R
BCDMX10/R

